


CMI.OR – Oil recovery

Operating instructions



- 1) The return-oil-hose at C (on the top) is usually connected, if not - connect it.



- 2) Connect suction-hose.



- 3) Connect water-hose at A.



4) Connect jack-plug. Check that cable is connected to 3-phase (some contacts have blind hole).



7) Switch on the pump.



5) Open the valve A.



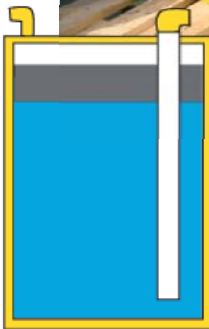
8) Start to suck about three litres clean water before starting with the oily water. Open valve C time to time to drain out air.



6) Open the valve B. Both valves (A and B) must be open before starting the pump!

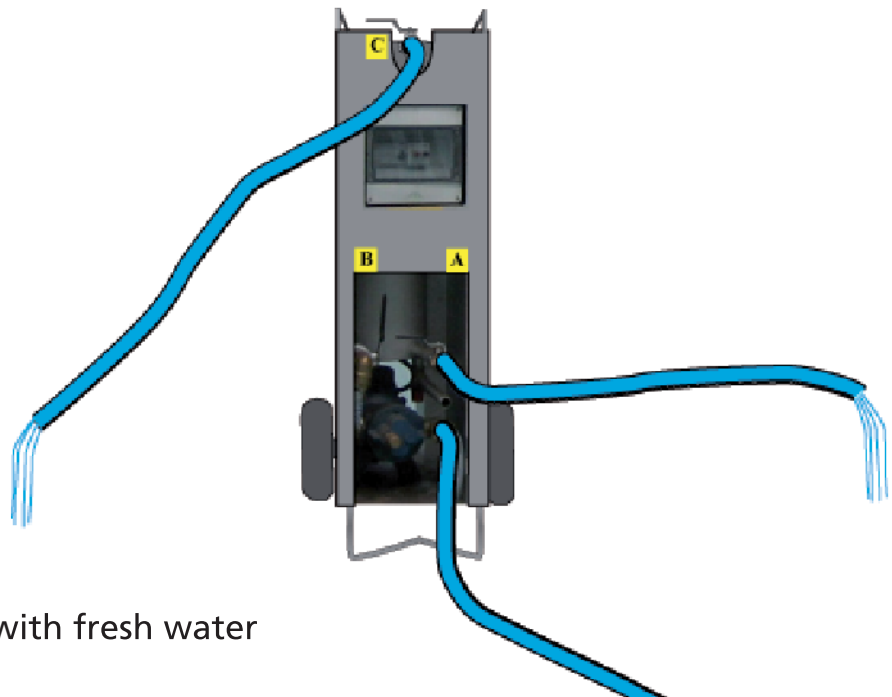


9) Adjust valve A and C simultaneously. If it is no water from hose A restrict valve A and no oil from hose C restrict valve C.



The second step

Hose A (the water) can connect with a barrel. After a while can you empty the water from the barrel with overpressure.



Rinse the CMI.OR with fresh water after use.